



Early reading and phonics



Our phonics scheme.

- DFE validated
- Provides rigorous teaching of systematic synthetic phonics
- Child-centred, multi-sensory and creative approach to phonics that delivers results.
- Fun, exciting and interactive



What do we mean by phonics?

Phonics are the tools by which children learn to read and write. To learn to read and write children need to learn five basic skills. They need to:

1. learn their letter sounds
2. learn to write the letter shapes
3. learn to blend sounds together for reading
4. learn to identify the sounds in words for writing
5. learn to read and spell tricky words.



Phonemes

Phonemes are the smallest units of sound within a language.

Graphemes

A grapheme is a letter or letters that spell a sound in a word.

Digraph

A digraph is two letters that combine together to correspond to one sound (phoneme) ch ck sh th

Trigraph

A trigraph is three letters that combine together to correspond to one sound (phoneme) igh dge eer

Phases

Phases are the way that phonemes are broken down to teach in a certain order.

44 phonemes altogether

Teaching of phonics

- Stage 0 – Stage 3 which covers phases 1-6
- Taught daily from Nursey to Year 2
- Up to 20 mins a day
- All sessions start with a song



Phonics in Nursery


Stage 0 - Covers phases 1 and 2

Part 1:

- a. Main focus is on developing children's **speaking and listening skills** and **language comprehension**
- b. Frequent exposure to rhymes, stories, poems and singing
- c. Themes: environmental sounds, instrumental sounds, body percussion, rhythm and rhyme, alliteration, voice sounds, oral blending and segmenting

Part 2:

- a. Main focus is on **explicitly teaching of phonics**
- b. Comprises of 26 letter sounds (a-z)
- c. Games and practical activities to reinforce children's learning





Phonics in Nursery: *How to Support at Home*

1. Reading together
2. Playing phonics games
3. Singing and reading nursery rhymes
4. Celebrating successes
5. Sharing your experiences with us

Phonics in Reception

Stage 1 Covers phases 2,3,4



Sequence of Progression Overview

Autumn Term

	GPCs/Key skills	Tricky words	Now read...
Week 1	Introduction to Sound talk		
Week 2	s a t p	a	
Week 3	i n m d	is	
Week 4	Assessment Week 1 Assess all GPCs taught so far	Assess tricky words learnt so far	Pink 1A
Week 5	g o c k	I and go	
Week 6	ck e u r	no so to do into	
Week 7	h b f f l l	has his the	
Week 8	Tricky Words	Revise all	
Week 9	Assessment Week 2 Assess all GPCs taught so far	Assess all tricky words taught so far	Pink 1B

Spring Term

	GPCs/Key skills	Tricky words	Now read...
Week 10	j v w x	he be me we was her	
Week 11	y z zz qu	my by you are all	
Week 12	sh ch th ng	she put push pull full they of	
Week 13	Tricky Words	Revise all	
Week 14	Assessment Week 3 Assess all GPCs taught so far	Assess all tricky words taught so far	Red 1A
Week 15	ai ee igh oa	Revise all	
Week 16	oo oo ar or	Revise all	
Week 17	er ow oi nk	Revise all	
Week 18	air ear ure	Revise all	
Week 19	Assessment Week 4 Assess all GPCs taught so far	Assess all tricky words taught so far	Red 1B

Support at Home

Read, read, read!



Building in a regular time for your child to practice their reading is so important if they are going to make good progress. Whether that's before school, straight after school or at bedtime, find a time that fits with your family routine and try to stick with it.

Road Signs / Notices in the environment



Your child will be at the stage where they're constantly asking 'What does that say?' – encourage them to identify letter shapes that they know in the environment and have a go at reading the words.

I Spy

This traditional car game lends itself perfectly to children who are beginning to master phonics. Find something that you can both see out of the window and ask your child to think of what it could be based only on the first letter sound. Remember to swap roles to keep the game going.

I Spy Alphabet Activity



Phoneme Detectives

At bedtime, ask your child to pick a story from their bookshelf and be a letter detective, finding as many examples of a specific letter shape as they can, for example 's'. You could also play this game hunting for tricky words, for example 'was'.



Cutting and Sticking

Why not make a collage of the letter shapes the children have been learning. Look through some newspapers or magazines together, cut out any specific letter shapes you've been concentrating on and stick them to make a collage.



Phonics in Year 1

Stage 2 Covers phase 5



Phonics in Year 1

- Broadening children's knowledge of graphemes and phonemes



- Learning new graphemes for known phonemes



- Practising using new graphemes in reading and spelling



- Learning a wider range of "tricky words"



Phonics in Year 1

How can you support your child at home?

Daily Reading

- Phonics books and any books that they enjoy reading
- Encourage them to sound out any words that they don't know
- Use the phoneme finder
- Talk about the book after reading



Phonics in Year 2

Stage 3 Covers phase 6

 <p>ey</p>	 <p>y</p>	 <p>ie</p>	 <p>c</p>	 <p>se</p>	 <p>ce</p>
 <p>ge</p>	 <p>dge</p>	 <p>g</p>	 <p>kn</p>	 <p>gn</p>	 <p>nn</p>
 <p>le</p>	 <p>el</p>	 <p>al</p>	 <p>a</p>		
 <p>s</p>	 <p>ti</p>	 <p>ci</p>	 <p>ar</p>		
 <p>o</p>	 <p>a</p>	 <p>or</p>			

Green words and sentences

Contain the phonemes that
children are learning

bank
· · —

three bees in a tree
— · — · · · ~ · —

Red words

Tricky words

Common exception Words

what

was



Collins

BIG CAT

Phonics

Decodable reading books

for Letters and Sounds


Song of Sounds are fully aligned with Big Cat Phonics for Letters and Sounds decodable readers.

The books provide an exciting mix of fiction and non-fiction.

The books are matched exactly to the Song of Sounds progression and are mapped through the programme.

At every stage of the programme, the children will be provided with texts that fully decodable for them.

They are composed entirely of words made up of grapheme-phoneme correspondences and a small number of common exception words that the child has learnt up to that point.



Support at home

As well as having fun with the song, there's a huge amount of activities you can do using the other Song of Sounds tools, such as the Big Cat reading books, and the phoneme finder, which help with that all important practice.

- Spellings
- Book
- Talk
- Apps

<https://www.phonicsplay.co.uk/resources>
[games-phase-4#google_vignette](https://www.phonicsplay.co.uk/resources/games-phase-4#google_vignette)

<https://www.phonicsbloom.com/uk/game/list/phonics->

<https://www.songofsounds.co.uk/page/?title=Parent+Guide&p>
[id=14](https://www.songofsounds.co.uk/page/?title=Parent+Guide&p)

<https://youtu.be/UCI2mu7URBc>